



**Tomo II**  
**Anexo 9**

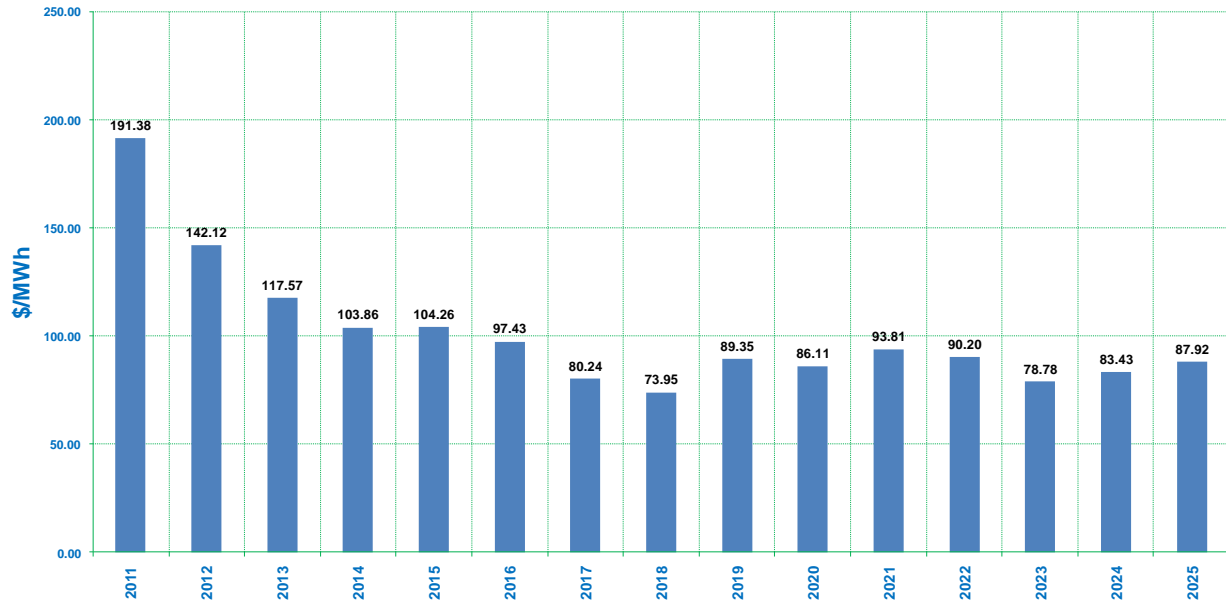
**Salidas de los Casos de Demanda Alta:**





**CUADRO N° A9.2: Costos Marginales del Caso REGAHTCB11**

COSTO MARGINAL DE DEMANDA													
\$/MWh													
Año	Ene	Feb	Mar	Abr	May	Jun	Jul	Ago	Sep	Oct	Nov	Dic	Prom
2011	186.12	189.54	240.77	207.21	210.32	206.58	195.76	190.42	175.63	169.31	162.48	162.40	191.38
2012	182.84	196.97	208.96	213.02	208.47	161.25	121.94	106.68	73.29	72.51	74.97	84.57	142.12
2013	102.99	138.80	185.25	211.51	186.64	134.01	104.38	84.58	53.06	61.97	67.50	80.11	117.57
2014	98.05	127.52	171.58	209.21	195.18	91.72	74.66	64.83	53.63	43.68	49.38	66.91	103.86
2015	91.08	116.78	170.67	204.96	179.29	86.31	73.13	70.30	50.97	53.58	68.54	85.56	104.26
2016	104.25	124.92	173.93	226.43	180.31	85.42	61.17	53.14	36.36	33.12	37.63	52.45	97.43
2017	72.74	96.58	128.64	190.73	167.04	65.71	60.18	43.14	26.40	26.26	30.73	54.80	80.24
2018	70.15	78.78	93.73	145.98	113.45	73.71	63.24	58.01	41.90	44.00	40.33	64.11	73.95
2019	80.35	91.99	127.02	180.33	142.66	73.99	69.19	68.99	60.80	57.79	49.78	69.32	89.35
2020	73.43	82.79	114.69	159.10	122.30	73.33	72.58	73.94	65.25	63.88	64.28	67.71	86.11
2021	80.51	88.66	122.79	168.26	137.52	83.72	79.45	81.51	70.62	70.05	68.55	74.08	93.81
2022	75.17	86.86	115.36	166.53	125.82	77.47	75.70	77.69	71.05	70.00	68.34	72.44	90.20
2023	73.23	77.09	90.45	117.10	87.33	75.01	74.33	74.48	70.09	70.20	64.96	71.08	78.78
2024	76.05	81.63	99.93	116.90	96.15	77.72	78.08	78.40	75.25	73.83	71.89	75.39	83.43
2025	79.38	86.02	104.33	122.81	103.37	84.34	81.10	83.70	78.02	77.75	75.37	78.82	87.92
Prom	96.42	110.99	143.21	176.01	150.39	96.69	85.66	80.65	66.82	65.86	66.32	77.32	

**COSTO MARGINAL DE DEMANDA  
REGAHTCB11**


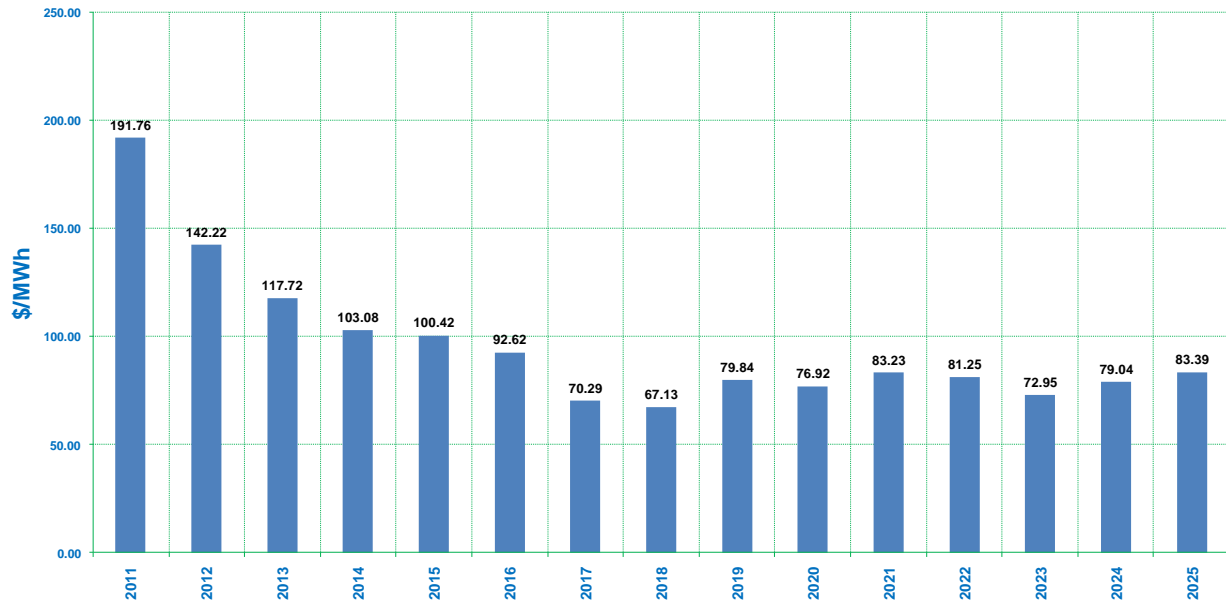






**CUADRO N° A9.5: Costos Marginales del Caso REGAHTCBE01**

<b>COSTO MARGINAL DE DEMANDA</b>													
<b>\$/MWh</b>													
<b>Año</b>	<b>Ene</b>	<b>Feb</b>	<b>Mar</b>	<b>Abr</b>	<b>May</b>	<b>Jun</b>	<b>Jul</b>	<b>Ago</b>	<b>Sep</b>	<b>Oct</b>	<b>Nov</b>	<b>Dic</b>	<b>Prom</b>
2011	185.76	189.49	242.02	208.38	209.29	203.62	195.76	191.89	176.09	171.31	165.11	162.41	191.76
2012	184.12	197.78	208.53	213.40	208.23	161.09	121.58	105.88	72.73	72.09	75.91	85.25	142.22
2013	102.78	139.00	187.52	210.85	187.02	134.19	104.39	84.79	53.19	61.75	67.20	79.97	117.72
2014	97.91	128.28	171.99	209.76	194.78	90.87	73.67	65.01	52.93	42.08	44.89	64.81	103.08
2015	86.01	108.57	169.92	201.12	178.11	84.98	71.69	68.63	47.52	47.01	62.73	78.78	100.42
2016	97.46	116.72	167.39	224.46	177.72	83.07	56.46	50.58	33.44	28.63	33.62	41.87	92.62
2017	63.27	84.21	127.97	187.03	158.41	59.48	52.76	39.38	14.00	7.18	14.73	35.03	70.29
2018	62.13	75.39	94.65	133.76	109.07	69.68	58.24	50.95	31.94	34.75	33.31	51.68	67.13
2019	66.68	80.51	120.41	171.73	134.64	70.63	63.40	61.20	47.34	43.94	39.87	57.75	79.84
2020	67.95	75.77	97.83	128.49	103.63	71.14	68.86	69.18	61.85	60.94	58.29	59.18	76.92
2021	71.45	76.55	102.20	140.96	116.91	80.49	75.11	76.84	65.92	63.38	61.18	67.72	83.23
2022	71.80	76.65	99.48	133.06	106.31	75.18	73.75	75.24	69.09	67.15	59.95	67.33	81.25
2023	71.95	73.49	77.89	88.37	80.07	74.27	73.37	73.55	69.06	66.13	58.46	68.83	72.95
2024	73.68	75.73	89.97	96.03	91.70	76.45	76.84	77.52	74.46	72.96	70.65	72.44	79.04
2025	75.44	80.90	96.28	107.64	98.22	82.62	79.33	81.75	76.60	75.51	72.67	73.66	83.39
<b>Prom</b>	<b>91.89</b>	<b>105.27</b>	<b>136.94</b>	<b>163.67</b>	<b>143.61</b>	<b>94.52</b>	<b>83.01</b>	<b>78.16</b>	<b>63.08</b>	<b>60.99</b>	<b>61.24</b>	<b>71.11</b>	

**COSTO MARGINAL DE DEMANDA  
REGAHTCBE01**




CUADRO N° A9.6: Informe Final de Generación del Caso REGAHTCBEO11

REGAHTCBEO11																
Informe Final de Generación																
(GWH)																
	2011	2012	2013	2014	2015	2016	2017	2018	2019	2020	2021	2022	2023	2024	2025	2026
PA_Fortuna	1674	1489	1559	1579	1525	1530	1530	1603	1380	1508	1610	1323	1598	1493	1554	
PA_Bayano	634	768	618	540	580	701	597	590	498	573	608	685	712	735	617	
PA_Esti	0	493	757	741	738	747	743	743	715	733	747	738	768	766	760	
PA_Valles	316	323	323	315	319	316	316	314	315	316	312	315	321	320	318	
PA_Estrella	265	266	266	261	264	260	259	259	259	260	257	259	265	263	265	
PA_Mendre	100	113	113	111	112	111	111	111	111	111	111	112	113	113	111	
PA_Concepcio	58	46	62	61	61	61	61	60	61	61	61	61	61	61	61	
PA_Algarrobo	43	44	43	43	43	42	43	43	42	43	43	43	43	44	42	
PA_PasoAncho	40	40	40	39	39	39	39	39	38	39	39	39	39	39	39	
PA_Yeguada	24	24	24	24	24	23	24	24	24	24	24	23	24	24	24	
PA_Macano	28	28	28	28	28	28	28	28	28	28	28	28	28	28	28	
PA_Dolega	20	20	20	20	20	20	20	20	20	20	20	20	20	20	20	
PA_Mmonte	13	14	14	14	14	14	14	14	14	14	14	14	14	14	14	
PA_AntonI	7	7	7	7	7	7	7	7	7	7	7	7	7	7	7	
PA_AntonII	7	7	7	7	7	7	7	7	7	7	7	7	7	7	7	
PA_AntonIII	7	7	7	7	7	7	7	7	7	7	7	7	7	7	7	
PA_Lorena	195	252	250	251	250	250	250	250	248	250	250	249	251	250	249	
PA_Planetas1	22	25	24	24	24	24	24	24	24	24	24	24	24	24	24	
PA_Pedregal	89	104	104	103	105	103	104	104	103	104	104	103	105	105	104	
PA_Bjo Mina	116	221	220	220	220	219	220	219	220	220	221	220	221	221	221	
PA_Chan I	463	1075	1067	1040	1083	1094	1572	1589	1569	1594	1606	1601	1620	1603	1619	
PA_MinChan I	34	82	82	82	82	82	82	82	82	82	82	82	82	82	82	
PA_Pedreg2	31	69	70	68	70	69	70	69	69	69	69	69	69	70	69	
PA_Prudencia	81	294	290	289	289	282	289	285	285	286	285	284	292	289	291	
PA_El Fraile	3	29	29	28	28	28	29	28	28	28	28	28	28	29	28	
PA_Baitun	0	387	462	462	462	462	462	462	462	462	462	462	462	462	462	
PA_LaHuaca	0	25	29	29	29	29	29	29	29	29	29	29	29	29	29	
PA_Perlas N	0	50	62	62	61	61	62	61	61	62	61	61	62	62	61	
PA_Gualaca	0	116	188	189	188	187	187	187	183	187	188	188	191	190	187	
PA_Perlas S	0	45	62	62	61	61	62	61	61	62	61	61	62	62	61	
PA_Mendre2	0	39	56	56	56	56	56	56	55	55	56	56	56	57	55	
PA_Cochea	0	18	98	97	97	97	97	97	97	97	97	97	98	98	97	
PA_B Totuma	0	0	33	33	33	33	33	33	32	33	33	33	33	33	33	
PA_Caldera	0	0	19	19	19	18	18	19	19	19	19	19	19	19	19	
PA_RP490	0	0	53	55	56	56	56	55	55	56	56	55	56	56	55	
PA_Bajofrio	0	0	222	258	262	254	259	256	258	254	258	257	259	253	261	
PA_Pando	0	0	154	212	211	212	211	210	209	211	210	210	214	211	212	
PA_Mon Lirio	0	0	191	225	226	227	224	224	224	225	222	223	227	225	228	
PA_Tizingal	0	0	21	33	33	33	33	33	33	33	33	33	34	33	33	
PA_Sindigo	0	0	36	56	56	57	56	56	56	57	56	57	57	56	55	
PA_SanAndres	0	0	25	41	41	41	42	40	41	41	40	41	42	42	42	
PA_RemigioR.	0	0	15	45	45	46	46	45	45	46	45	46	46	46	45	
PA_Bonyic	0	0	16	173	181	177	177	175	173	174	174	173	178	175	177	
PA_El Alto	0	0	25	315	315	315	316	312	312	317	312	310	322	320	318	
PA_Cañazas	0	0	0	31	31	31	31	30	31	31	31	31	31	31	31	
PA_Laguna	0	0	0	49	49	49	50	48	49	49	48	49	50	50	49	
PA_LasCruces	0	0	0	48	48	47	49	47	48	48	48	48	48	48	48	
PA_Estrechos	0	0	0	42	42	41	42	41	41	42	41	42	43	42	42	
PA_Bartolo	0	0	0	79	79	78	79	77	78	78	78	79	80	79	79	
PA_OjodeAgua	0	0	0	36	36	36	37	35	35	36	36	36	37	37	36	
PA_SM 82	0	0	0	88	101	99	101	97	97	100	98	100	103	102	102	
PA_Planetas2	0	0	0	10	21	21	21	21	21	21	21	21	21	21	21	
PA_Slorenzo	0	0	0	26	45	45	45	44	45	45	44	45	45	45	45	
PA_Burica	0	0	0	27	285	285	286	283	283	289	284	283	288	289	285	
PA_Potrerill	0	0	0	2	23	23	23	23	23	23	23	23	23	23	23	
PA_B Blanco	0	0	0	0	105	102	103	103	103	105	103	104	105	105	104	
PA_Tab II	0	0	0	0	0	173	203	201	202	205	204	201	204	203	204	
PA_Chan II	0	0	0	0	0	53	1077	1097	1062	1089	1104	1055	1125	1098	1108	
BUNKER	1599	541	180	130	109	91	36	3	11	2	10	2	0	0	0	
DIESEL L.	110	0	0	0	0	0	0	0	0	0	0	0	0	0	0	
CARBON	625	801	679	447	507	414	281	1232	1448	2579	3005	3934	4510	5648	6266	
GAS NAT	0	0	0	0	0	0	0	0	0	0	0	0	0	0	0	
ACP1	527	233	502	382	300	311	201	102	171	92	113	98	12	35	61	
ACP2	328	129	288	217	178	175	118	48	96	38	56	42	1	6	16	
ACP3	1	0	0	0	0	0	0	0	0	0	0	0	0	0	0	
ACP4	276	87	196	150	121	124	78	17	45	13	29	20	0	0	4	
EOLICO	0	0	636	636	796	793	1083	1143	1657	1671	1685	1679	1670	1676	1670	
Total Hidro	4269	6519	7793	8764	9238	9570	11020	11073	10875	10986	11139	10866	11368	11219	11172	
Total Term.	3466	1792	2480	1961	2012	1909	1797	2543	3427	4396	4899	5775	6192	7365	8016	
Total Gener	7735	8311	10273	10725	11249	11479	12817	13616	14103	15382	16038	16641	17560	18584	19188	
Import.	147	388	91	97	118	198	104	82	97	37	45	73	132	99	166	
Export.	57	540	1653	1539	1462	1120	1703	1706	1508	1976	1888	1719	1834	1868	1569	
Perdidas	4	12	3	3	4	6	3	2	3	1	1	2	4	3	5	
Demanda	7821	8147	8708	9280	9902	10551	11215	11990	12689	13442	14193	14994	15854	16612	17780	
Deficit	0	0	0	0	0	0	0	0	0	0	0	0	0	0	0	

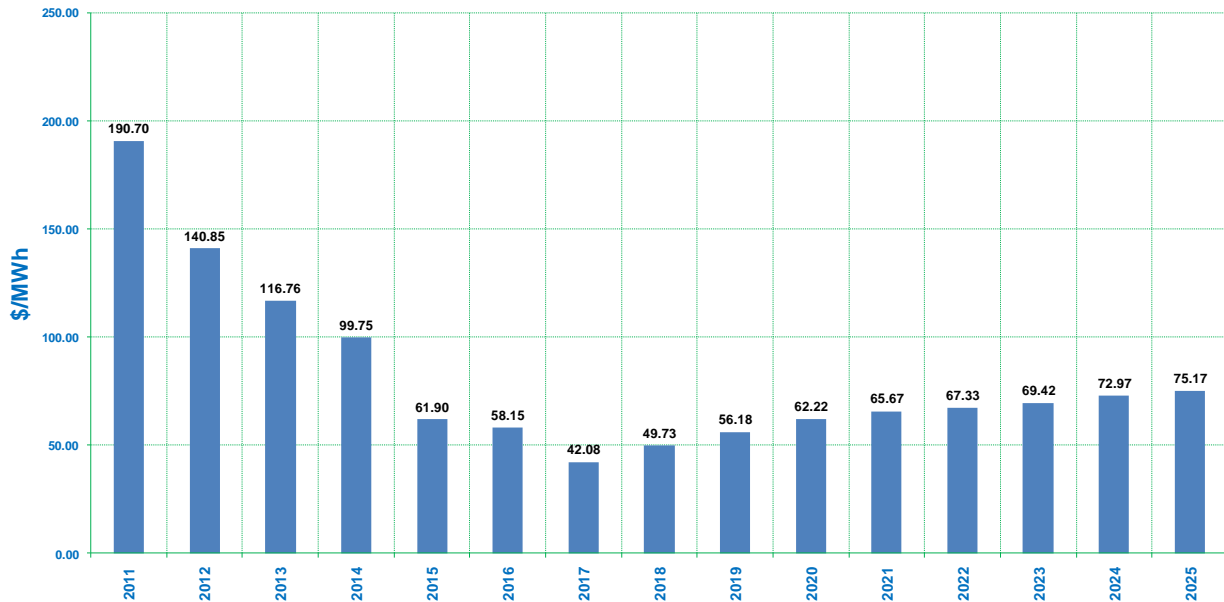


### Cuadro N° A9.7 Capacidad Firme Caso REGAHTTLA11 (Continuación)

Caso REGAHTTLA11	Capacidad	Pot. Firme	2011	2012	2013	2014	2015	2016	2017	2018	2019	2020	2021	2022	2023	2024	2025
<b>PROYECTOS HIDROELECTRICOS (FUTUROS)</b>	<b>1286.12</b>		<b>286</b>	<b>349</b>	<b>485</b>	<b>527</b>	<b>538</b>	<b>700</b>	<b>700</b>	<b>700</b>	<b>700</b>	<b>700</b>	<b>700</b>	<b>700</b>	<b>700</b>	<b>700</b>	<b>700</b>
Lorena	33.80	30.62	30.62	30.62	30.62	30.62	30.62	30.62	30.62	30.62	30.62	30.62	30.62	30.62	30.62	30.62	30.62
Los Planetas 1	4.50	0.91	0.00	0.00	0.91	0.91	0.91	0.91	0.91	0.91	0.91	0.91	0.91	0.91	0.91	0.91	0.91
Pedregalito	20.00	5.25	5.25	5.25	5.25	5.25	5.25	5.25	5.25	5.25	5.25	5.25	5.25	5.25	5.25	5.25	5.25
Bajo de Mina	56.00	20.07	20.07	20.07	20.07	20.07	20.07	20.07	20.07	20.07	20.07	20.07	20.07	20.07	20.07	20.07	20.07
Chan I	222.46	175.33	175.33	175.33	175.33	175.33	175.33	175.33	175.33	175.33	175.33	175.33	175.33	175.33	175.33	175.33	175.33
Pedregalito 2	13.00	3.22	3.22	3.22	3.22	3.22	3.22	3.22	3.22	3.22	3.22	3.22	3.22	3.22	3.22	3.22	3.22
Prudencia	56.00	50.09	50.09	50.09	50.09	50.09	50.09	50.09	50.09	50.09	50.09	50.09	50.09	50.09	50.09	50.09	50.09
El Fraile	5.47	1.50	1.50	1.50	1.50	1.50	1.50	1.50	1.50	1.50	1.50	1.50	1.50	1.50	1.50	1.50	1.50
Baitún	88.70	31.09		31.09	31.09	31.09	31.09	31.09	31.09	31.09	31.09	31.09	31.09	31.09	31.09	31.09	31.09
La Huaca	5.05	0.17		0.17	0.17	0.17	0.17	0.17	0.17	0.17	0.17	0.17	0.17	0.17	0.17	0.17	0.17
Las Perlas Norte	10.00	2.46		2.46	2.46	2.46	2.46	2.46	2.46	2.46	2.46	2.46	2.46	2.46	2.46	2.46	2.46
Gualaca	25.20	23.04		23.04	23.04	23.04	23.04	23.04	23.04	23.04	23.04	23.04	23.04	23.04	23.04	23.04	23.04
Las Perlas Sur	10.00	2.46		2.46	2.46	2.46	2.46	2.46	2.46	2.46	2.46	2.46	2.46	2.46	2.46	2.46	2.46
Mendre II	8.00	1.56		1.56	1.56	1.56	1.56	1.56	1.56	1.56	1.56	1.56	1.56	1.56	1.56	1.56	1.56
Cochea	12.50	2.20		2.20	2.20	2.20	2.20	2.20	2.20	2.20	2.20	2.20	2.20	2.20	2.20	2.20	2.20
Bajo de Totuma	5.00	1.50		1.50	1.50	1.50	1.50	1.50	1.50	1.50	1.50	1.50	1.50	1.50	1.50	1.50	1.50
Caldera	4.00	1.20		1.20	1.20	1.20	1.20	1.20	1.20	1.20	1.20	1.20	1.20	1.20	1.20	1.20	1.20
RP-490	9.95	2.98		2.98	2.98	2.98	2.98	2.98	2.98	2.98	2.98	2.98	2.98	2.98	2.98	2.98	2.98
Bajo Frio	56.00	16.51		16.51	16.51	16.51	16.51	16.51	16.51	16.51	16.51	16.51	16.51	16.51	16.51	16.51	16.51
Monte Lirio	51.60	32.38		32.38	32.38	32.38	32.38	32.38	32.38	32.38	32.38	32.38	32.38	32.38	32.38	32.38	32.38
Pando	32.00	25.13		25.13	25.13	25.13	25.13	25.13	25.13	25.13	25.13	25.13	25.13	25.13	25.13	25.13	25.13
Tizingal	4.64	2.55		2.55	2.55	2.55	2.55	2.55	2.55	2.55	2.55	2.55	2.55	2.55	2.55	2.55	2.55
El Sindigo	10.00	3.00		3.00	3.00	3.00	3.00	3.00	3.00	3.00	3.00	3.00	3.00	3.00	3.00	3.00	3.00
San Andres	9.00	2.54		2.54	2.54	2.54	2.54	2.54	2.54	2.54	2.54	2.54	2.54	2.54	2.54	2.54	2.54
Reminio Rojas	8.60	2.58		2.58	2.58	2.58	2.58	2.58	2.58	2.58	2.58	2.58	2.58	2.58	2.58	2.58	2.58
Bonyic	31.30	22.22		22.22	22.22	22.22	22.22	22.22	22.22	22.22	22.22	22.22	22.22	22.22	22.22	22.22	22.22
El Alto	68.00	22.14		22.14	22.14	22.14	22.14	22.14	22.14	22.14	22.14	22.14	22.14	22.14	22.14	22.14	22.14
Cañazas	5.94	0.68		0.68	0.68	0.68	0.68	0.68	0.68	0.68	0.68	0.68	0.68	0.68	0.68	0.68	0.68
La Laguna	9.30	2.79		2.79	2.79	2.79	2.79	2.79	2.79	2.79	2.79	2.79	2.79	2.79	2.79	2.79	2.79
Las Cruces	9.17	2.75		2.75	2.75	2.75	2.75	2.75	2.75	2.75	2.75	2.75	2.75	2.75	2.75	2.75	2.75
Los Estrechos	10.00	3.00		3.00	3.00	3.00	3.00	3.00	3.00	3.00	3.00	3.00	3.00	3.00	3.00	3.00	3.00
Ojo de Agua	6.46	1.94		1.94	1.94	1.94	1.94	1.94	1.94	1.94	1.94	1.94	1.94	1.94	1.94	1.94	1.94
San Bartolo	15.25	4.57		4.57	4.57	4.57	4.57	4.57	4.57	4.57	4.57	4.57	4.57	4.57	4.57	4.57	4.57
SM 82	25.60	7.68		7.68	7.68	7.68	7.68	7.68	7.68	7.68	7.68	7.68	7.68	7.68	7.68	7.68	7.68
Los Planetas 2	3.73	1.12		1.12	1.12	1.12	1.12	1.12	1.12	1.12	1.12	1.12	1.12	1.12	1.12	1.12	1.12
San Lorenzo	8.40	1.33		1.33	1.33	1.33	1.33	1.33	1.33	1.33	1.33	1.33	1.33	1.33	1.33	1.33	1.33
Buñica	50.00	15.00		15.00	15.00	15.00	15.00	15.00	15.00	15.00	15.00	15.00	15.00	15.00	15.00	15.00	15.00
Potreriño	4.17	1.25		1.25	1.25	1.25	1.25	1.25	1.25	1.25	1.25	1.25	1.25	1.25	1.25	1.25	1.25
Barro Blanco	28.84	10.92		10.92	10.92	10.92	10.92	10.92	10.92	10.92	10.92	10.92	10.92	10.92	10.92	10.92	10.92
Tabasará II	34.50	11.90						11.90	11.90	11.90	11.90	11.90	11.90	11.90	11.90	11.90	11.90
Chan II	214.00	150.38						150.38	150.38	150.38	150.38	150.38	150.38	150.38	150.38	150.38	150.38
<b>PROYECTOS TERMOELECTRICOS (FUTUROS)</b>	<b>1100.00</b>		<b>0.00</b>	<b>0.00</b>	<b>0.00</b>	<b>0.00</b>	<b>0.00</b>	<b>170.00</b>	<b>170.00</b>	<b>170.00</b>	<b>382.50</b>	<b>382.50</b>	<b>595.00</b>	<b>595.00</b>	<b>807.50</b>	<b>807.50</b>	<b>807.50</b>
CC GNL 250a	250.00	0.85	0	0	0	0	0	0	0	0	213	213	213	213	213	213	213
CC GNL 250b	250.00	0.85	0	0	0	0	0	0	0	0	0	0	213	213	213	213	213
CC GNL 250c	250.00	0.85	0	0	0	0	0	0	0	0	0	0	0	213	213	213	213
CC GNL 200	200.00	0.85	0	0	0	0	0	170	170	170	170	170	170	170	170	170	170
CC GNL 150	150.00	0.85	0	0	0	0	0	0	0	0	0	0	0	0	0	0	128
<b>PROYECTOS EOLICOS (FUTUROS)</b>	<b>390.00</b>		<b>0</b>	<b>0</b>	<b>0</b>	<b>0</b>	<b>0</b>	<b>0</b>	<b>0</b>	<b>0</b>	<b>0</b>	<b>0</b>	<b>0</b>	<b>0</b>	<b>0</b>	<b>0</b>	<b>0</b>
Eolico I	150.00	0	0	0	0	0	0	0	0	0	0	0	0	0	0	0	0
Eolico II	40.00	0	0	0	0	0	0	0	0	0	0	0	0	0	0	0	0
Eolico III	80.00	0	0	0	0	0	0	0	0	0	0	0	0	0	0	0	0
Eolico IV	120.00	0	0	0	0	0	0	0	0	0	0	0	0	0	0	0	0
<b>POTENCIA FIRME</b>			<b>1644</b>	<b>1864</b>	<b>1820</b>	<b>1862</b>	<b>2043</b>	<b>2205</b>	<b>2205</b>	<b>2418</b>	<b>2418</b>	<b>2630</b>	<b>2630</b>	<b>2843</b>	<b>2843</b>	<b>2843</b>	<b>2870</b>
<b>Demanda Máxima de Generación</b>			<b>1258</b>	<b>1328</b>	<b>1413</b>	<b>1503</b>	<b>1596</b>	<b>1694</b>	<b>1793</b>	<b>1909</b>	<b>1909</b>	<b>2124</b>	<b>2225</b>	<b>2353</b>	<b>2479</b>	<b>2619</b>	<b>2764</b>
<b>BALANCE</b>			<b>386</b>	<b>356</b>	<b>407</b>	<b>360</b>	<b>447</b>	<b>512</b>	<b>412</b>	<b>509</b>	<b>405</b>	<b>506</b>	<b>396</b>	<b>490</b>	<b>364</b>	<b>224</b>	<b>207</b>
<b>RESERVA</b>			<b>30.67%</b>	<b>26.84%</b>	<b>28.81%</b>	<b>23.94%</b>	<b>27.99%</b>	<b>30.21%</b>	<b>23.00%</b>	<b>26.66%</b>	<b>20.13%</b>	<b>23.83%</b>	<b>17.70%</b>	<b>20.84%</b>	<b>14.69%</b>	<b>8.54%</b>	<b>7.48%</b>

**CUADRO N° A9.8: Costos Marginales del Caso REGAHTTLA11**

<b>COSTO MARGINAL DE DEMANDA</b>													
<b>\$/MWh</b>													
<b>Año</b>	<b>Ene</b>	<b>Feb</b>	<b>Mar</b>	<b>Abr</b>	<b>May</b>	<b>Jun</b>	<b>Jul</b>	<b>Ago</b>	<b>Sep</b>	<b>Oct</b>	<b>Nov</b>	<b>Dic</b>	<b>Prom</b>
2011	186.16	189.62	236.94	207.03	208.00	201.82	192.95	190.60	176.68	175.35	160.81	162.46	190.70
2012	183.66	198.77	210.01	212.09	206.15	155.05	119.96	105.70	71.55	71.02	73.11	83.16	140.85
2013	101.59	137.80	184.94	211.30	186.64	133.01	104.12	84.17	52.81	62.34	66.14	76.25	116.76
2014	94.64	122.14	175.67	214.76	195.33	91.10	74.22	63.35	46.88	35.48	37.34	46.08	99.75
2015	57.07	65.59	108.32	129.45	85.51	57.91	52.08	47.40	29.69	23.99	32.76	52.98	61.90
2016	62.65	69.08	98.31	140.74	91.59	57.98	43.66	39.72	26.58	21.84	24.46	21.24	58.15
2017	38.78	55.05	85.34	108.08	79.92	39.99	35.27	28.20	6.30	3.38	8.07	16.57	42.08
2018	48.21	62.48	70.17	80.70	65.17	61.27	50.90	43.17	26.27	26.48	25.68	36.20	49.73
2019	53.62	65.68	75.25	88.96	74.34	61.73	55.26	50.65	35.74	32.65	29.86	50.40	56.18
2020	64.13	68.34	71.08	72.43	66.61	64.77	60.43	62.49	55.14	54.35	52.55	54.27	62.22
2021	66.19	67.93	72.17	78.80	70.65	68.21	65.76	65.94	58.91	56.69	55.60	61.17	65.67
2022	68.12	69.77	71.70	73.34	71.89	69.62	68.50	68.79	64.65	62.81	53.47	65.28	67.33
2023	69.74	71.87	74.04	77.13	74.89	72.68	71.50	70.92	65.27	63.37	55.75	65.90	69.42
2024	71.46	73.07	77.14	81.48	78.93	73.45	72.97	72.73	70.96	68.72	65.62	69.04	72.97
2025	73.55	75.43	78.21	81.65	79.23	76.33	74.99	75.21	73.81	72.81	69.54	71.26	75.17
<b>Prom</b>	<b>82.64</b>	<b>92.84</b>	<b>112.62</b>	<b>123.86</b>	<b>108.99</b>	<b>85.66</b>	<b>76.17</b>	<b>71.27</b>	<b>57.42</b>	<b>55.42</b>	<b>54.05</b>	<b>62.15</b>	

**COSTO MARGINAL DE DEMANDA  
REGAHTTLA11**


CUADRO N° A9.9: Informe Final de Generación del Caso REGAHTLA11

REGAHTLA11															
Informe Final de Generación															
(GWH)															
	2011	2012	2013	2014	2015	2016	2017	2018	2019	2020	2021	2022	2023	2024	2025
PA_Fortuna	1641	1527	1559	1640	1548	1490	1526	1575	1413	1526	1513	1407	1618	1442	1568
PA_Bayano	643	764	639	672	478	627	532	601	521	526	634	705	767	639	746
PA_Esti	0	493	757	749	738	736	736	738	720	733	736	747	766	748	760
PA_Valles	316	323	323	315	319	316	316	314	314	316	312	315	321	320	318
PA_Estrella	264	266	267	261	263	259	258	259	259	260	257	259	265	263	265
PA_Mendre	100	113	113	111	112	111	110	111	111	111	111	112	113	114	111
PA_Concepcion	58	46	62	61	61	61	61	60	61	61	61	61	61	61	61
PA_Algarrobo	43	44	43	43	43	42	43	43	42	43	43	43	43	44	42
PA_PasoAncho	40	40	40	39	39	39	39	39	39	39	39	39	39	39	39
PA_Yeguada	24	24	24	24	24	23	24	24	24	24	24	23	24	24	24
PA_Macano	28	28	28	28	28	28	28	28	28	28	28	28	28	28	28
PA_Dolega	20	20	20	20	20	20	20	20	20	20	20	20	20	20	20
PA_Mmonte	13	14	14	14	14	14	14	14	14	14	14	14	14	14	14
PA_AntonI	7	7	7	7	7	7	7	7	7	7	7	7	7	7	7
PA_AntonII	7	7	7	7	7	7	7	7	7	7	7	7	7	7	7
PA_AntonIII	7	7	7	7	7	7	7	7	7	7	7	7	7	7	7
PA_Lorena	195	251	250	260	249	248	250	249	248	249	250	250	251	250	251
PA_Planetas1	22	25	24	24	24	24	24	24	24	24	24	24	24	24	24
PA_Pedregal	89	104	104	103	105	103	104	104	103	104	104	103	105	105	104
PA_Bjo Mina	116	221	220	220	219	219	218	219	219	220	221	220	221	221	221
PA_Chan I	463	1075	1067	1040	1083	1099	1576	1593	1589	1587	1594	1593	1613	1598	1616
PA_MinChan I	34	82	82	82	82	82	82	82	82	82	82	82	82	82	82
PA_Pedreg2	31	69	70	68	70	69	70	69	69	69	69	69	70	70	69
PA_Prudencia	61	294	290	289	289	282	289	285	285	286	285	284	292	289	291
PA_El Fraile	3	29	29	28	28	28	29	28	28	28	28	28	29	29	28
PA_Baitun	0	387	462	462	462	462	462	462	462	462	462	462	462	462	462
PA_LaHuaca	0	25	29	29	29	28	29	29	29	29	29	28	29	29	28
PA_Perlas N	0	50	62	62	61	61	62	61	61	62	61	61	62	62	61
PA_Gualaca	0	116	188	188	188	185	186	185	183	186	188	188	191	189	189
PA_Perlas S	0	45	62	62	61	61	62	61	61	62	61	61	62	62	61
PA_Mendre2	0	39	56	56	56	56	56	56	55	55	56	56	56	57	55
PA_Cochea	0	18	98	97	97	97	97	97	97	97	97	97	98	98	97
PA_B_Totuma	0	0	33	33	33	33	33	33	32	33	33	33	33	33	33
PA_Caldera	0	0	19	19	19	18	18	18	19	19	19	19	19	19	19
PA_RP490	0	0	53	55	56	56	56	55	55	56	56	55	56	56	55
PA_Bajofrio	0	0	222	258	262	254	259	256	258	254	258	257	259	253	261
PA_Pando	0	0	154	212	211	212	211	210	209	211	210	211	214	211	212
PA_Mon Lirio	0	0	191	225	226	226	227	224	224	225	222	223	227	226	228
PA_Tizingal	0	0	21	33	33	33	33	33	33	33	33	33	34	33	33
PA_Sindigo	0	0	36	56	56	57	56	56	56	57	56	57	57	58	55
PA_SanAndres	0	0	25	41	41	41	42	40	41	41	40	41	42	42	42
PA_RemigioR.	0	0	15	45	45	46	46	45	45	46	45	45	46	46	45
PA_Bonyic	0	0	16	173	181	177	177	175	173	174	174	173	176	175	177
PA_El Alto	0	0	25	315	315	315	316	312	312	317	312	310	322	320	318
PA_Cañazas	0	0	0	31	31	31	31	30	31	31	31	31	31	31	31
PA_Laguna	0	0	0	49	49	49	50	48	49	49	48	49	50	50	49
PA_LasCruces	0	0	0	48	48	47	49	47	48	48	48	48	48	48	48
PA_Estrechos	0	0	0	42	42	41	42	41	41	42	41	42	43	42	42
PA_Bartolo	0	0	0	79	79	78	79	77	78	78	78	79	80	79	79
PA_OjodeAgua	0	0	0	36	36	36	37	35	35	36	36	36	37	37	36
PA_SM 82	0	0	0	88	101	99	101	97	97	100	98	100	103	102	102
PA_Planetas2	0	0	0	10	21	21	21	21	21	21	21	21	21	21	21
PA_Slorenzo	0	0	0	26	45	45	45	44	45	45	44	45	45	45	45
PA_Burica	0	0	0	27	285	285	286	283	283	289	284	283	286	289	285
PA_Potrerill	0	0	0	2	23	23	23	23	23	23	23	23	23	23	23
PA_B_ Blanco	0	0	0	0	105	102	102	103	103	105	103	104	105	105	105
PA_Tab II	0	0	0	0	0	174	203	201	202	205	204	201	205	203	204
PA_Chan II	0	0	0	0	0	60	1061	1101	1063	1091	1124	1045	1140	1098	1102
BUNKER	1639	524	178	152	4	5	1	0	0	0	0	0	0	0	0
DIESEL L.	97	0	0	0	0	0	0	0	0	0	0	0	0	0	0
CARBON	623	801	674	442	134	142	79	29	54	6	15	3	2	17	7
GAS NAT	0	0	0	0	1924	1921	1361	2038	2375	3022	3657	4268	4635	6147	6475
ACP1	528	234	499	358	106	102	57	6	25	2	7	0	0	1	1
ACP2	325	127	283	215	46	44	15	0	4	1	1	0	0	0	0
ACP3	1	0	0	0	0	0	0	0	0	0	0	0	0	0	0
ACP4	283	87	191	164	22	17	4	0	0	0	0	0	0	0	0
EOLICO	0	0	635	636	791	783	974	1114	1648	1659	1682	1678	1668	1675	1670
Total Hidro	4245	6552	7814	8964	9155	9449	10923	11057	10738	10951	11067	10983	11449	11049	11309
Total Term.	3496	1772	2460	1956	3028	3014	2491	3188	4106	4691	5362	5949	6205	7641	8153
Total Gener	7741	8324	10274	10920	12183	12463	13414	14245	14844	15641	16429	16912	17654	18890	19463
Import.	143	384	93	81	12	40	22	17	31	35	35	24	113	80	132
Export.	60	550	1656	1719	2293	1951	2221	2271	2185	2233	2269	1942	1909	2155	1810
Perdidas	4	12	3	2	0	1	1	0	1	1	1	1	3	2	4
Demanda	7821	8147	8708	9280	9902	10551	11215	11990	12689	13442	14193	14994	15854	16612	17780
Deficit	0	0	0	0	0	0	0	0	0	0	0	0	0	0	0