

Mercado Mayorista

1. MERCADO MAYORISTA DE ELECTRICIDAD

El mercado mayorista es el ámbito en el cual actúan, por un lado los agentes productores (generadores, autogeneradores, cogeneradores e interconexiones internacionales) y por el otro, los agentes consumidores (distribuidores, grandes clientes y la exportación de energía), realizan sus transacciones comerciales de compra venta de energía y/o potencia. Dicho mercado incluye el Mercado de Contratos y el Mercado Ocasional.

El **Mercado de contratos** es el conjunto de las transacciones de mediano y largo plazo de energía y/o potencia pactadas entre los agentes del mercado, en los cuales se acuerdan los términos y precios de la potencia y la entrega de energía.

El **Mercado ocasional** es el ámbito en el que se realizan transacciones horarias de energía y de potencia de oportunidad que permite considerar los excedentes y faltantes que surgen como consecuencia del despacho, los compromisos contractuales y los niveles de oferta y demanda de energía y potencia en un determinado momento.

En el año 2009 el 81 % de la energía comprada por las distribuidoras correspondió a energía comprada en contratos (5,197,919.56 GWh), mientras que el 19 % restante de las compras, es decir 1,222,809.01 GWh fueron efectuadas en el mercado ocasional.

En los siguientes gráficos se presentan las compras por cada empresa de distribución, realizadas en el mercado de contratos y en el mercado ocasional. De esto se desprende que en el mercado de contratos, EDEMET compró el 71 % de su energía, mientras que el 29 % la adquirió en el mercado ocasional. Cabe destacar que ELEKTRA fue la empresa distribuidora cuya mayor cantidad de energía comprada fue mediante contratos con un 92 %. En el caso de EDECHI el 89 % de su energía se obtuvo en el mercado de contratos y el restante 11 % en el mercado ocasional.

GRÁFICO No. 31
COMPRA TOTAL DE ENERGÍA
DE LAS EMPRESAS DISTRIBUIDORAS
2009

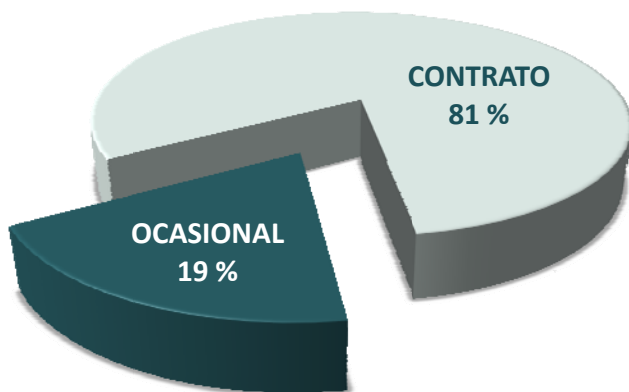


GRÁFICO No. 32
COMPRA DE ENERGÍA DE EDEMET
2009

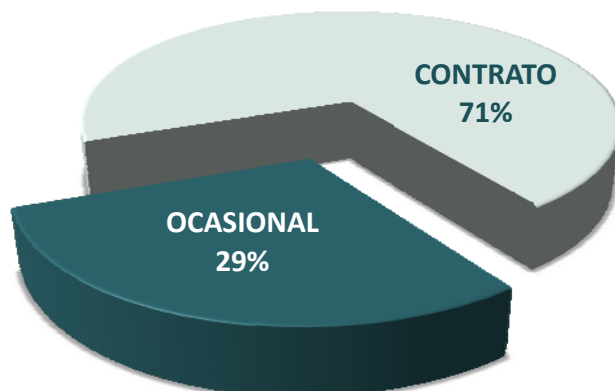


GRÁFICO No. 33
COMPRA DE ENERGÍA DE ELEKTRA
2009

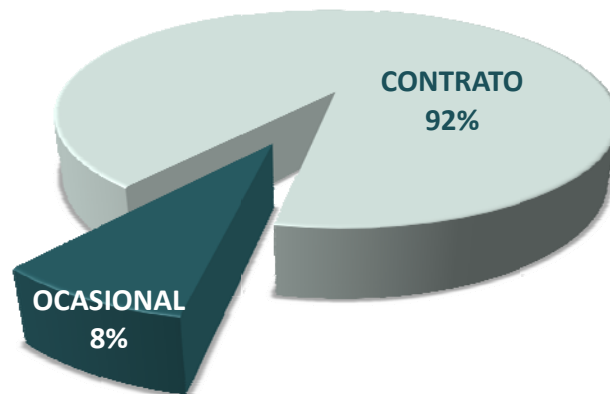
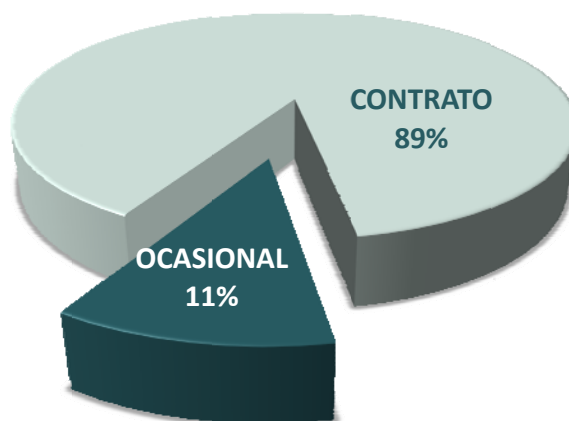


GRÁFICO No. 34
COMPRA DE ENERGÍA DE EDECHI
2009

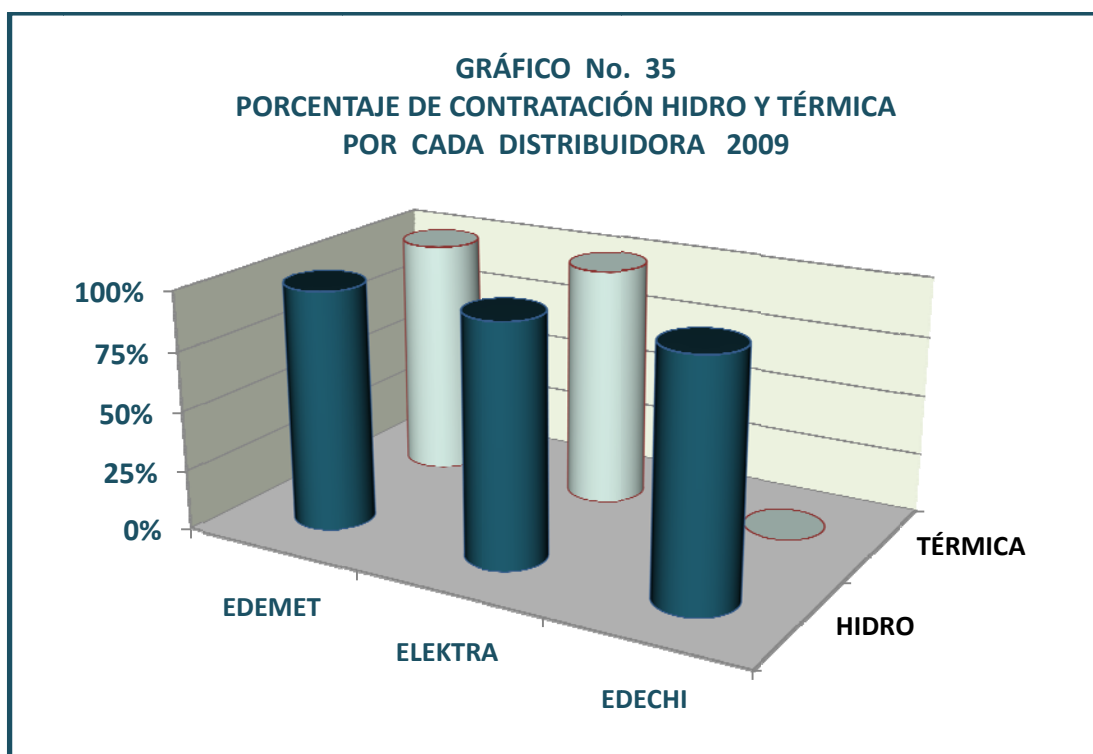


Potencia firme contratada

La potencia firme contratada por las empresas de distribución en 2009 fue de 943.44 MW. De éstos, 404.42 MW, o sea el 43 %, corresponden a los contratos suscritos por EDEMET, mientras que 460.43 MW, equivalentes al 49 %, corresponden a la empresa de distribución ELEKTRA y 78.59 MW a EDECHI es decir, el 8 % restante.

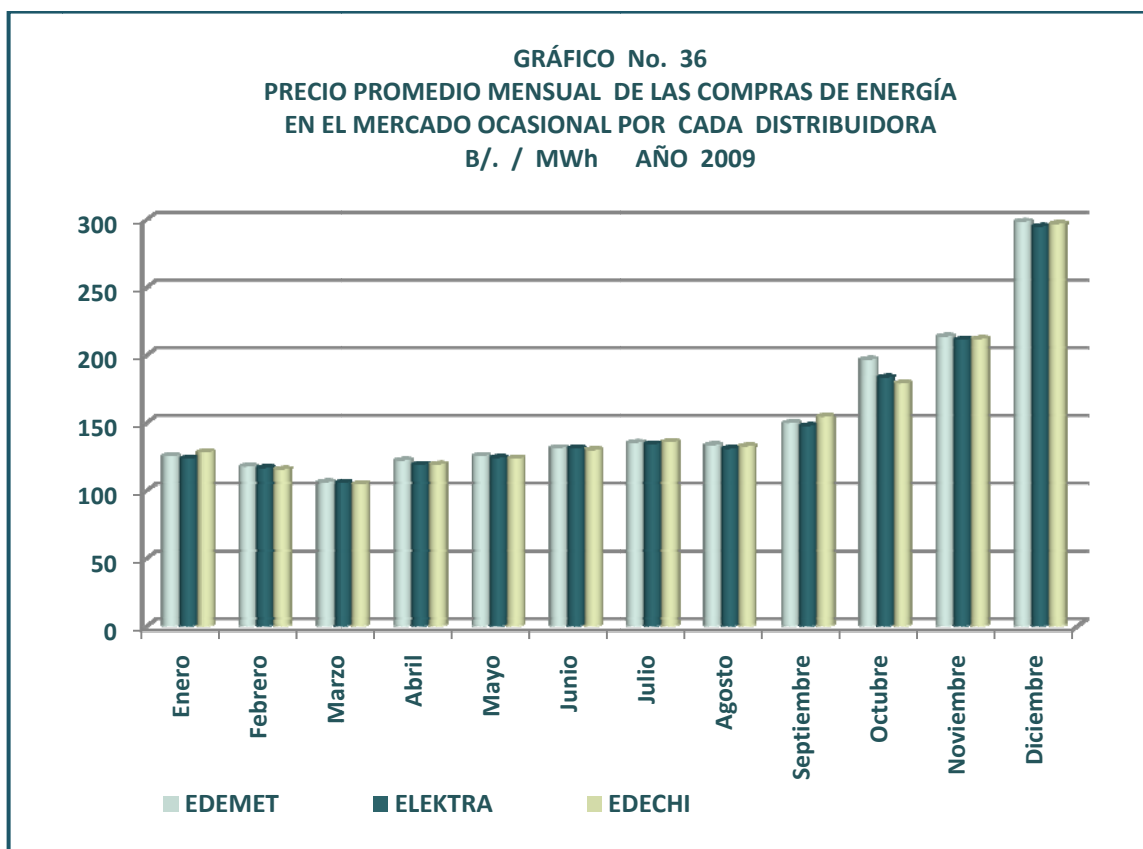
El 74.87 % de la potencia firme contratada por EDEMET corresponde a contratos con empresas de generación hidroeléctrica, mientras que el restante 25.13 % a la potencia firme suscrita en contratos con las empresas termoeléctricas.

ELEKTRA contrató potencia firme con plantas hidroeléctricas en un 44.24 % y el restante 55.76 % con plantas termoeléctricas. La empresa de distribución EDECHI contrató el 100 % de su potencia firme con empresas de generación hidroeléctrica. Estos niveles de contratación por tipo de planta, se ilustra en el gráfico No. 35.



Precio del mercado ocasional

En el gráfico No. 36 se presenta el precio promedio mensual de la energía en el mercado ocasional para cada empresa de distribución en 2009.



El precio horario de la energía en el mercado ocasional varió pronunciadamente, como es usual (ver gráfico No. 37). El valor máximo de este precio, alcanzó los 708.97 Balboas por MWh. El precio promedio anual del mercado ocasional fue de 150.78 Balboas por MWh.

En el gráfico No. 38 se presenta la curva de duración de precios de la energía en el mercado ocasional, la cual se obtiene de los valores del gráfico No. 37 ordenados de manera decreciente. La curva de duración de precios es útil para analizar la probabilidad de que los precios de la energía en el mercado ocasional superen un determinado valor. Del gráfico en mención se obtiene que durante 5,982 horas, es decir un 68 % del año, el precio de mercado ocasional osciló entre 175.25 y 106.97 Balboas por MWh.

GRÁFICO No. 37
PRECIO HORARIO DE LA ENERGÍA EN EL MERCADO OCASIONAL
AÑO 2009 (B/. / MWh)

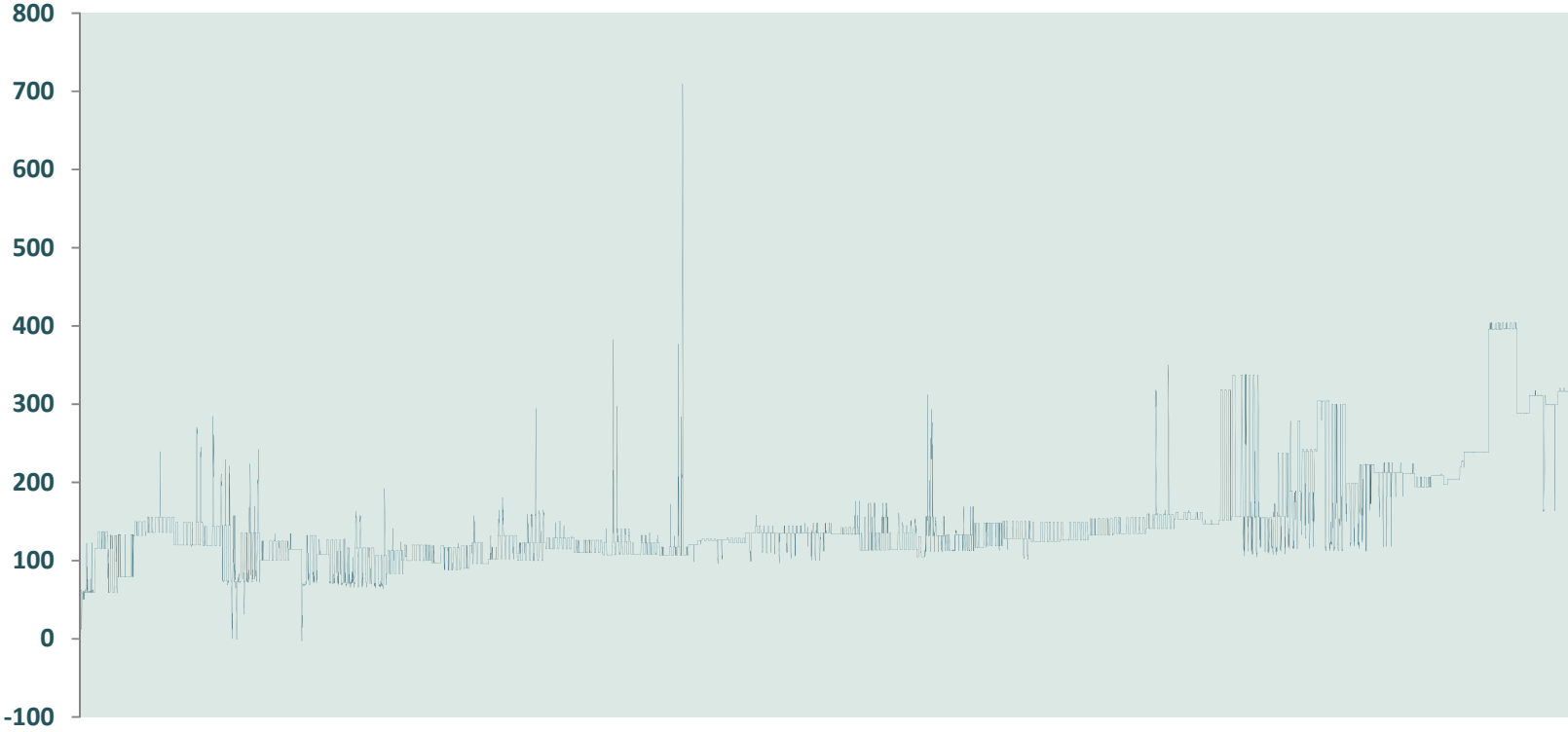



GRÁFICO No. 38
DURACIÓN DEL PRECIO HORARIO EN EL MERCADO OCASIONAL
AÑO 2009 (B/. / MWh)



CUADRO No. 28
POTENCIA FIRME CONTRATADA
MW
2009

GENERADORA	EDEMET	%	ELEKTRA	%	EDECHI	%	TOTAL	%
FORTUNA	77.65		154.00		62.59		294.24	
AES PANAMA	223.70		48.72		16.00		288.42	
ESEPSA ALGARROBOS	1.44		0.96				2.40	
SUBTOTAL HIDRO	302.79	74.87	203.68	44.24	78.59	100.00	585.06	62.01
BAHÍA LAS MINAS			30.00				30.00	
PAN AM			77.00				77.00	
ACP			15.00				15.00	
PEDREGAL POWER			47.00				47.00	
GEN DEL ATLÁNTICO	45.00		30.00				75.00	
INV. Y DES. BALBOA	42.35		24.90				67.25	
TÉRMICA DEL CARIBE	14.275		32.85				47.13	
SUBTOTAL TÉRMICA	101.63	25.13	256.75	55.76	0.00	0.00	358.38	37.99
TOTAL	404.42	100.00	460.43	100.00	78.59	100.00	943.44	100.00

CUADRO No. 29
PRECIO PROMEDIO MENSUAL DE LA ENERGÍA COMPRADA EN EL MERCADO OCASIONAL
2009

MES	EDEMET			ELEKTRA			EDECHI		
	MWh	Balboas	B/. /MWh	MWh	Balboas	B/. /MWh	MWh	Balboas	B/. /MWh
Enero	111,420.99	13,953,342	125.23	33,922.26	4,183,414	123.32	7,823.69	1,002,281	128.11
Febrero	101,541.62	11,934,132	117.53	30,632.36	3,567,774	116.47	6,539.82	753,973	115.29
Marzo	116,597.72	12,350,927	105.93	28,282.01	2,982,546	105.46	8,436.17	880,877	104.42
Abril	111,708.35	13,631,901	122.03	23,659.00	2,809,359	118.74	8,649.17	1,029,466	119.02
Mayo	120,674.97	15,124,053	125.33	33,789.70	4,187,519	123.93	8,381.10	1,033,613	123.33
Junio	82,435.37	10,812,400	131.16	15,519.55	2,031,525	130.90	3,077.47	398,913	129.62
Julio	78,828.76	10,647,557	135.07	11,793.44	1,580,516	134.02	307.48	41,688	135.58
Agosto	55,845.70	7,445,669	133.33	9,096.11	1,188,520	130.66	3,904.53	517,134	132.44
Septiembre	53,940.98	8,067,334	149.56	6,861.98	1,011,741	147.44	2,944.26	454,415	154.34
Octubre	53,012.47	10,412,437	196.41	5,601.62	1,026,311	183.22	2,185.74	390,830	178.81
Noviembre	50,953.88	10,876,124	213.45	6,308.80	1,331,347	211.03	204.23	43,219	211.62
Diciembre	5,005.52	1,493,227	298.32	4,642.04	1,367,452	294.58	176.51	52,361	296.64
TOTAL	941,966.33	126,749,103.00		210,108.87	27,268,024.00		52,630.17	6,598,769.91	

**CUADRO No. 30 ENERGÍA COMPRADA EN CONTRATOS POR EDEMET
GWh
DETALLE DE CADA UNA DE LAS EMPRESAS CON LAS QUE SE MANTIENEN CONTRATOS**

EMPRESA	ENE	FEB	MAR	ABR	MAY	JUN	JUL	AGO	SEP	OCT	NOV	DIC	TOTAL
Aes No.02-99	25.80	23.55	27.08	27.03	27.57	26.76	27.87	27.53	27.70	28.38	25.42	28.75	323.44
Fortuna No. 13-06	4.53	4.14	4.76	4.75	4.85	4.70	4.90	4.84	4.87	4.99	4.47	5.05	56.84
AES No. 12-05	44.79	40.89	47.02	46.93	47.87	46.45	48.39	47.80	48.09	49.27	44.13	49.91	561.56
Fortuna No. 14-05	27.80	25.38	29.18	29.13	29.71	24.47	25.49	25.17	25.64	26.27	23.53	26.61	318.39
GENA No. 08-07	0.00	0.00	0.00	0.00	0.00	22.25	22.96	23.16	22.22	22.92	20.18	22.73	156.42
I D B No. 09-07	0.00	0.00	2.04	2.03	2.08	2.11	2.18	2.20	2.11	2.18	1.92	2.16	21.01
ESEPSA No. 11-07	0.00	0.00	0.00	0.00	0.00	0.00	0.73	0.74	0.71	0.73	0.64	0.73	4.28
TERCARIBE No. 01-08	4.95	4.34	4.77	4.76	4.86	4.94	5.10	5.15	4.94	5.09	4.48	5.05	58.44
TERCARIBE No. 07-07	0.00	0.00	2.04	2.03	2.08	2.11	2.18	2.20	2.11	2.18	1.92	2.16	21.01
I D B No. 09-07 (Tras)	21.34	18.55	18.16	17.51	18.46	18.43	18.91	18.73	18.94	20.77	16.14	19.18	225.12
AES No. 11-08	3.50	3.41	2.49	2.60	1.37	1.93	4.15	11.09	9.14	21.26	7.39	7.20	75.52
ACP No. 13-08	3.39	3.77	4.19	3.59	4.12	4.14	4.73	6.86	6.35	6.35	6.47	6.26	60.23
ACP No. 12-08	0.00	0.15	0.01	0.00	0.00	0.34	3.21	0.19	0.91	3.01	8.39	5.64	21.84
Fortuna No 14-08	1.93	7.38	8.50	7.41	5.73	2.77	5.05	22.69	29.32	4.21	11.02	15.04	121.05
ACP No 15-08	1.77	4.55	5.55	11.27	6.45	3.19	3.83	0.55	0.00	9.48	8.46	9.88	64.98
PAN AM No. 03-09	0.00	0.00	0.00	0.00	0.43	7.91	8.16	8.24	7.90	8.15	7.17	8.08	56.05
GENA . 02-09	0.00	0.00	0.00	0.00	0.00	11.00	13.77	13.90	13.33	13.75	12.11	13.64	91.50
ACP No. 13-09 Motores	0.00	0.00	0.00	0.00	0.00	0.00	0.00	0.00	0.00	0.00	0.00	25.59	25.59
ACP No. 13-09 Vapores	0.00	0.00	0.00	0.00	0.00	0.00	0.00	0.00	0.00	0.00	0.00	2.73	2.73
PEDREGAL No. 16-09	0.00	0.00	0.00	0.00	0.00	0.00	0.00	0.00	0.00	0.00	0.00	9.95	9.95
EGESA TG1 No 30-09	0.00	0.00	0.00	0.00	0.00	0.00	0.00	0.00	0.00	0.00	0.00	5.75	5.75
TCAR Giral II No. 31-09	0.00	0.00	0.00	0.00	0.00	0.00	0.00	0.00	0.00	0.00	0.00	0.38	0.38
TCAR Giral I No. 31-09	0.00	0.00	0.00	0.00	0.00	0.00	0.00	0.00	0.00	0.00	0.00	0.14	0.14
IDB No. 17-09	0.00	0.00	0.00	0.00	0.00	0.00	0.00	0.00	0.00	0.00	0.00	0.94	0.94
PAN AM No. 29-09	0.00	0.00	0.00	0.00	0.00	0.00	0.00	0.00	0.00	0.00	0.00	1.22	1.22
EGE BLM No. 15-09	0.00	0.00	0.00	0.00	0.00	0.00	0.00	0.00	0.00	0.00	0.00	4.44	4.44
EGE BLM No. 15-09	0.00	0.00	0.00	0.00	0.00	0.00	0.00	0.00	0.00	0.00	0.00	2.99	2.99
EGE BLM No. 15-09	0.00	0.00	0.00	0.00	0.00	0.00	0.00	0.00	0.00	0.00	0.00	0.09	0.09
ACP No. 13-09 T GAS	0.00	0.00	0.00	0.00	0.00	0.00	0.00	0.00	0.00	0.00	0.00	0.14	0.14
GENA No. 18-09	0.00	0.00	0.00	0.00	0.00	0.00	0.00	0.00	0.00	0.00	0.00	0.04	0.04
TOTAL	139.82	136.11	155.79	159.04	155.57	183.50	201.63	221.04	224.29	228.98	203.83	282.48	2,292.07

CUADRO No. 31 ENERGÍA COMPRADA EN EL MERCADO OCASIONAL POR EDEMET
GWh
EMPRESAS CON LAS QUE SE LLEVARON TRANSACCIONES EN EL MERCADO OCASIONAL

EMPRESA	ENE	FEB	MAR	ABR	MAY	JUN	JUL	AGO	SEP	OCT	NOV	DIC	TOTAL
ESEPSA	2.24	1.39	1.99	2.65	3.60	2.73	3.26	2.44	1.81	1.87	0.00	0.00	23.97
ELEKTRA	0.00	0.00	0.00	0.00	0.00	0.00	0.00	0.00	0.00	0.00	0.00	0.00	0.00
EDECHI, S.A.	0.00	0.02	0.00	0.00	0.00	0.00	0.00	0.00	0.00	0.00	0.00	0.00	0.02
FORTUNA, S.A.	41.90	33.49	38.85	35.13	27.63	10.67	17.98	4.88	6.58	1.29	2.57	1.11	222.08
AES PANAMA, S.A.	26.01	23.71	18.84	20.02	10.29	9.69	20.89	5.68	5.65	7.89	3.60	1.00	153.27
BLM	6.08	8.75	14.37	12.02	34.96	30.93	6.41	21.60	22.99	22.52	19.31	1.31	201.25
PAN-AM	8.08	6.55	7.82	7.53	8.14	3.85	5.90	2.10	1.69	2.79	3.25	0.27	57.97
PEDREGAL	7.60	6.20	6.35	6.23	6.84	4.80	3.92	3.75	3.95	3.61	2.89	0.11	56.25
COPESA	0.02	0.60	0.17	2.54	2.24	2.92	0.38	0.00	0.00	0.00	0.00	0.00	8.86
EGESA	0.00	0.00	0.00	0.00	0.13	0.01	0.01	0.01	0.20	0.73	2.58	0.12	3.80
ACP	21.15	16.93	19.01	16.27	16.13	10.79	12.76	8.66	7.28	7.86	10.95	0.20	147.98
HIDRO PANAMA	0.53	0.45	0.41	0.26	0.53	0.66	0.81	3.06	0.64	0.54	0.93	0.17	9.00
HIDRO CANDELA	0.11	0.03	0.08	0.04	0.02	0.09	0.09	0.06	0.03	0.05	0.08	0.01	0.68
ISTMUS	2.20	1.35	1.35	1.15	2.58	2.25	2.30	1.70	1.45	1.89	2.48	0.40	21.10
CANOPO	0.00	0.00	0.00	0.00	0.01	0.04	0.04	0.04	0.01	0.05	0.05	0.01	0.26
IDB	2.74	1.98	7.33	7.88	7.58	5.15	3.69	1.74	1.21	1.06	0.71	0.07	41.13
TERCARIBE	0.30	0.01	0.03	0.00	0.01	0.00	0.01	0.00	0.21	0.29	1.10	0.05	2.00
GENA	0.00	0.00	0.00	0.00	0.00	0.04	0.00	0.01	0.21	0.52	0.23	0.17	1.17
ETESA	0.93	0.08	0.00	0.00	0.00	0.17	0.38	0.11	0.02	0.05	0.23	0.00	1.97
CALDERA ENERGY	0.00	0.00	0.00	0.00	0.00	0.00	0.00	0.00	0.00	0.00	0.00	0.01	0.01
TOTAL	119.87	101.54	116.60	111.71	120.67	84.79	78.83	55.85	53.94	53.01	50.95	5.01	952.77

**CUADRO No. 32 MONTO DE LAS COMPRAS DE ENERGÍA EN CONTRATOS DE EDEMET
EN BALBOAS**

DETALLE DE CADA UNA DE LAS EMPRESAS CON LAS QUE SE MANTIENEN CONTRATOS

EMPRESA	ENE	FEB	MAR	ABR	MAY	JUN	JUL	AGO	SEP	OCT	NOV	DIC	TOTAL
Aes No.02-99	1,031,965	942,076	1,083,277	1,081,270	1,102,925	1,070,227	1,114,919	1,101,136	1,108,013	1,135,054	1,016,751	1,149,908	12,937,522
Fortuna 13-06	385,351	351,785	404,512	403,762	411,849	399,639	416,328	411,181	413,749	423,846	379,670	429,393	4,831,066
AES No. 12-05	1,527,441	1,394,394	1,603,390	1,600,418	1,632,472	1,584,075	1,650,224	1,629,823	1,640,002	1,680,027	1,504,923	1,702,013	19,149,201
Fortuna 14-05	1,306,620	1,192,807	1,371,589	1,369,047	1,396,466	1,149,953	1,197,974	1,183,164	1,205,277	1,234,693	1,106,005	1,250,850	14,964,445
GENA 08-07	0	0	0	0	0	2,331,776	2,393,150	2,626,221	2,454,583	2,630,047	2,433,766	2,669,490	17,539,032
I D B No. 09-07	0	0	136,257	151,278	182,432	208,962	214,394	236,421	220,646	236,921	219,822	240,774	2,047,906
ESEPSA 11-07	0	0	0	0	0	0	46,209	46,619	44,728	46,134	39,957	45,756	269,403
Tércaribe 01-08	612,757	549,336	582,613	617,916	697,700	767,743	789,782	845,009	795,341	842,725	769,746	850,615	8,721,283
Tércaribe 07-07	0	0	169,099	184,028	215,857	242,998	249,507	271,836	254,627	271,976	250,674	275,544	2,386,146
I D B No. 09-07	1,462,368	1,320,628	1,212,269	1,301,380	1,622,337	1,822,103	1,858,821	2,012,629	1,979,135	2,260,292	1,851,141	2,137,875	20,840,978
AES No. 11-08	337,670	317,089	245,159	259,440	136,602	192,499	414,774	776,296	639,611	1,488,005	517,376	504,327	5,828,848
ACP No. 13-08	343,402	380,411	398,991	380,952	474,369	534,792	600,214	906,654	877,524	903,534	950,122	926,073	7,677,040
ACP No. 12-08	0	12,554	488	0	0	27,493	263,590	11,674	54,556	180,374	503,282	338,179	1,392,190
Fortuna 14-08	191,247	649,393	761,097	728,651	566,803	274,620	500,214	1,588,555	2,052,343	294,662	771,310	1,052,838	9,431,734
ACP No 15-08	219,382	516,707	587,459	1,339,744	765,208	415,577	512,650	66,970	0	1,605,358	1,580,675	1,884,732	9,494,461

PANAM 03-09	0	0	0	0	58,465	1,186,745	1,219,509	1,320,916	1,238,110	1,319,383	1,213,108	1,336,069	8,892,306
GENA 02-09	0	0	0	0	0	1,663,082	2,075,829	2,247,807	2,107,577	2,245,162	2,065,158	2,273,849	14,678,463
ACP No. 13-09	0	0	0	0	0	0	0	0	0	0	0	3,266,778	3,266,778
ACP No. 13-09	0	0	0	0	0	0	0	0	0	0	0	506,998	506,998
PEDREGAL 16-09	0	0	0	0	0	0	0	0	0	0	0	1,885,713	1,885,713
EGESA 30-09	0	0	0	0	0	0	0	0	0	0	0	1,185,657	1,185,657
TCARIBE 31-09	0	0	0	0	0	0	0	0	0	0	0	87,788	87,788
TCARIBE 31-09	0	0	0	0	0	0	0	0	0	0	0	32,377	32,377
IDB No. 17-09	0	0	0	0	0	0	0	0	0	0	0	214,084	214,084
PAN AM 29-09	0	0	0	0	0	0	0	0	0	0	0	297,996	297,996
BLM No. 15-09	0	0	0	0	0	0	0	0	0	0	0	1,206,881	1,206,881
BLM No. 15-09	0	0	0	0	0	0	0	0	0	0	0	808,251	808,251
BLM No. 15-09	0	0	0	0	0	0	0	0	0	0	0	20,370	20,370
ACP No. 13-09	0	0	0	0	0	0	0	0	0	0	0	48,255	48,255
GENA 18-09	0	0	0	0	0	0	0	0	0	0	0	12,373	12,373
TOTAL	7,418,203	7,627,181	8,556,198	9,417,887	9,263,486	13,872,284	15,518,087	17,282,909	17,085,821	18,798,196	17,173,486	28,641,805	170,655,544

**CUADRO No. 33 MONTO DE LAS COMPRAS DE ENERGÍA EN EL MERCADO OCASIONAL DE EDEMET
EN BALBOAS
DETALLE DE CADA UNA DE LAS EMPRESAS CON LAS QUE SE LLEVARON**

EMPRESA	ENE	FEB	MAR	ABR	MAY	JUN	JUL	AGO	SEP	OCT	NOV	DIC	TOTAL
ESEPSA	263,013	178,025	223,504	319,522	449,227	359,461	440,437	324,726	268,173	381,819	0	0	3,207,907
ELEKTRA	0	2,731	0	0	0	0	0	0	0	0	0	0	2,731
EDECHI	0	0	163	0	0	0	325	0	0	0	0	6	494
FORTUNA	4,986,744	3,681,300	3,950,979	4,187,797	3,467,727	1,411,794	2,411,779	657,648	984,825	208,566	546,956	340,375	26,836,489
AES	3,664,987	3,106,796	2,230,380	2,658,336	1,458,566	1,283,091	2,984,280	794,943	900,910	1,752,374	758,542	287,771	21,880,977
BLM	759,947	953,606	1,527,667	1,456,041	4,308,458	4,036,332	893,874	2,899,991	3,425,117	4,411,813	4,159,910	399,200	29,231,955
PAN-AM	1,000,395	768,572	824,345	838,713	935,794	501,835	737,360	272,319	242,443	473,903	709,382	77,390	7,382,451
PEDREGAL	902,284	691,809	637,517	709,767	813,278	622,348	507,275	489,339	572,902	643,299	607,869	27,507	7,225,195
COPESA	2,423	109,029	25,094	364,210	366,759	402,250	60,254	0	0	0	0	0	1,330,020
EGESA	0	547	0	0	48,811	2,190	3,899	862	47,226	206,718	588,202	29,919	928,374
ACP	2,674,494	2,015,759	2,015,641	1,929,692	2,012,527	1,412,308	1,704,394	1,155,119	1,074,350	1,512,814	2,338,909	66,509	19,912,514
HIDRO PMA	68,820	52,393	42,662	30,771	65,446	86,742	106,775	388,038	90,955	115,555	197,362	49,169	1,294,688
H CANDELA	13,160	3,924	8,152	4,205	1,960	12,465	12,249	7,779	5,049	9,199	16,403	2,433	96,978
ISTMUS	268,013	151,534	139,609	138,729	316,161	293,790	302,513	224,224	213,894	362,729	530,982	121,477	3,063,654
CANOPO	180	18	0	0	1,567	5,794	4,876	5,541	1,437	10,204	11,583	1,589	42,789
IDB	297,448	216,870	741,748	875,649	877,026	667,295	476,668	223,231	169,086	156,879	138,331	19,710	4,859,943
TCARIBE	36,510	1,220	3,384	430	745	186	600	0	32,317	64,251	224,047	14,341	378,030
GENA	0	0	0	0	0	4,682	0	1,908	38,650	102,315	47,646	51,852	247,054
ETESA	107,241	7,174	0	105	884	21,188	38,132	9,447	3,786	9,123	53,082	0	250,160
CALDERA	0	0	0	0	0	0	0	0	0	0	0	3,982	3,982
TOTAL	15,045,659	11,941,306	12,370,845	13,513,967	15,124,938	11,123,751	10,685,689	7,455,116	8,071,120	10,421,561	10,929,206	1,493,228	128,176,385

CUADRO No. 34 ENERGÍA COMPRADA EN CONTRATOS POR ELEKTRA

GWh

DETALLE DE CADA UNA DE LAS EMPRESAS CON LAS QUE SE MANTIENEN CONTRATOS

EMPRESA	ENE	FEB	MAR	ABR	MAY	JUN	JUL	AGO	SEP	OCT	NOV	DIC	TOTAL
ACP	4.88	6.06	9.08	17.21	12.73	10.30	16.97	4.01	4.73	12.02	16.86	17.56	132.42
AES	26.18	23.81	26.24	25.95	25.42	25.10	28.43	34.73	33.01	41.49	29.20	31.11	350.67
BLM	0.00	0.00	0.00	0.00	0.00	0.00	0.00	0.00	0.00	0.00	0.00	0.00	0.01
EDEMET	0.00	0.00	0.00	0.06	0.00	0.00	0.00	0.00	0.00	0.00	0.00	0.00	0.06
EGESA	0.00	0.00	0.00	0.00	0.00	0.00	0.00	0.00	0.00	0.00	0.00	0.59	0.59
ESEPSA	0.00	0.00	0.00	0.00	0.00	0.00	0.54	0.53	0.52	0.53	0.50	0.55	3.18
FORTUNA	60.00	53.13	62.49	58.94	58.34	55.16	58.24	65.62	69.43	56.39	54.81	66.27	718.81
GENA	0.00	0.00	0.00	0.00	0.00	16.54	16.80	16.61	16.36	16.70	15.59	17.50	116.10
IDB	13.68	11.99	14.15	13.51	13.79	13.73	13.94	13.79	13.58	13.86	12.94	14.30	163.25
PANAM	42.29	37.08	43.76	41.77	42.65	42.46	43.11	42.63	41.98	42.87	40.02	44.48	505.09
PEDREGAL	23.62	20.71	24.44	23.32	23.82	23.71	24.08	23.81	23.45	23.94	22.35	24.70	281.92
TERCARIBE	6.59	12.43	18.67	17.82	18.20	18.12	18.40	18.19	17.92	18.29	17.08	19.11	200.82
TERNOR	2.37	2.04	2.20	2.36	2.46	2.36	2.51	2.49	2.47	2.51	2.45	2.68	28.90
TOTAL	179.60	167.25	201.03	200.94	197.41	207.48	223.02	222.39	223.44	228.60	211.80	238.86	2501.82

CUADRO No. 35 ENERGÍA COMPRADA EN EL MERCADO OCASIONAL POR ELEKTRA
GWh
EMPRESAS CON LAS QUE SE LLEVARON TRANSACCIONES EN EL MERCADO OCASIONAL

EMPRESA	ENE	FEB	MAR	ABR	MAY	JUN	JUL	AGO	SEP	OCT	NOV	DIC	TOTAL
EDEMET	0.00	0.00	0.00	0.00	0.00	0.00	0.00	0.00	0.00	0.00	0.00	0.00	0.05
EDECHI	0.00	0.00	0.00	0.00	0.00	0.00	0.00	0.00	0.00	0.00	0.00	0.00	0.05
FORTUNA	13.86	10.14	9.50	7.43	7.41	1.83	2.54	0.72	0.83	0.16	0.38	0.96	55.76
AES	7.97	6.92	4.34	4.03	2.70	1.66	2.88	0.80	0.65	0.63	0.48	0.76	33.81
BLM	2.05	2.70	3.50	2.58	10.13	5.78	1.06	3.32	2.83	2.36	2.32	1.36	39.98
PANAM	2.85	2.03	1.96	1.68	2.37	0.73	0.99	0.43	0.26	0.37	0.39	0.28	14.35
PEDREGAL	2.64	1.90	1.56	1.36	1.95	0.90	0.63	0.68	0.55	0.44	0.34	0.12	13.05
COPESA	0.01	0.17	0.04	0.53	0.56	0.60	0.05	0.00	0.00	0.00	0.00	0.00	1.98
EGESA	0.00	0.00	0.00	0.00	0.03	0.00	0.00	0.00	0.02	0.05	0.28	0.11	0.52
ACP	7.18	5.15	4.63	3.46	4.46	1.97	1.93	1.42	0.94	0.85	1.41	0.19	33.59
HIDRO PMA	0.18	0.14	0.10	0.06	0.15	0.12	0.13	0.68	0.10	0.06	0.11	0.16	1.98
HID CANDELA	0.04	0.01	0.02	0.01	0.00	0.02	0.01	0.01	0.00	0.00	0.01	0.01	0.14
ISTMUS	0.74	0.42	0.33	0.24	0.75	0.42	0.36	0.29	0.20	0.21	0.31	0.37	4.63
ESEPSA	0.74	0.41	0.47	0.56	1.03	0.49	0.50	0.38	0.23	0.20	0.00	0.00	5.01
MELO	0.00	0.00	0.00	0.00	0.00	0.01	0.01	0.01	0.00	0.01	0.01	0.01	0.06
IDB	0.96	0.61	1.82	1.74	2.22	0.95	0.62	0.33	0.19	0.17	0.09	0.07	9.77
TERCARIBE	0.09	0.00	0.01		0.00	0.00	0.00	0.00	0.03	0.03	0.14	0.05	0.36
GENA	0.00	0.00	0.00	0.00	0.00	0.01	0.00	0.00	0.03	0.06	0.03	0.17	0.32
ETESA (OMCA)	0.37	0.03	0.00	0.00	0.00	0.03	0.07	0.02	0.01	0.01	0.02	0.00	0.56
TOTAL	39.68	30.64	28.30	23.68	33.80	15.52	11.80	9.11	6.87	5.61	6.32	4.64	215.96

**CUSDRO No. 36 MONTO DE LAS COMPRAS DE ENERGIA EN CONTRATOS DE ELEKTRA
EN BALBOAS**

EMPRESA	ENE	FEB	MAR	ABR	MAY	JUN	JUL	AGO	SEP	OCT	NOV	DIC	TOTAL
ACP	461,048	563,130	824,755	1,913,915	1,416,869	1,194,020	1,800,964	700,607	368,531	1,059,944	1,560,866	1,898,025	13,762,674
AES	1,631,924	1,520,596	1,582,461	1,580,755	1,485,897	1,506,882	1,773,492	2,797,663	2,056,545	2,628,865	1,826,613	1,917,177	22,308,871
BLM	303,952	557,198	405,276	607,848	506,547	202,648	638,238	253,298	303,946	253,297	202,646	252,771	4,487,666
EDEMET	0	0	0	11,332	0	0	0	0	0	0	0	0	11,332
EGESA	0	0	0	0	0	0	0	0	0	0	0	120,884	120,884
ESEPSA	0	0	0	0	0	0	44,891	44,950	44,006	44,697	42,464	34,472	255,479
ETESA	47,012	-5,119	-8,181	-2	-1,617	-11,029	-16,468	-29,429	-2,229	-6,178	-6,178	-6,178	-45,598
FORTUNA	4,911,863	4,481,235	5,084,100	4,904,994	4,808,286	4,502,117	4,282,802	5,151,421	5,426,422	4,502,895	4,428,307	5,174,932	57,659,373
GENA (0	0	0	0	0	2,093,410	1,866,879	2,028,523	1,880,327	2,060,838	1,964,637	2,232,431	14,127,046
IDB	1,709,549	1,626,487	1,717,210	1,776,058	1,983,491	2,129,071	2,142,313	2,252,970	2,190,926	2,280,322	2,256,002	2,366,376	24,430,774
PANAM	4,438,691	4,102,596	4,497,210	4,629,291	5,245,662	5,677,744	5,733,003	6,044,599	5,847,516	6,122,572	6,004,172	6,466,848	64,809,906
PEDREGAL	2,501,222	2,349,648	2,523,536	2,611,174	2,949,216	3,191,832	3,218,275	3,395,518	3,289,947	3,437,463	3,391,165	3,585,815	36,444,811
TERCARIBE	717,063	1,514,149	1,800,225	1,864,113	2,125,536	2,311,127	2,332,245	2,467,791	2,298,158	2,500,666	2,421,978	2,672,221	25,025,272
TERNOR	882,816	744,861	740,453	857,939	874,159	907,531	982,824	1,015,917	1,004,422	1,016,594	1,049,341	1,145,897	11,222,754
A MUNDIAL	0	0	5,924	0	0	0	0	0	0	0	0	0	5,924
Neto Provisión	-1,055	0	0	0	0	33,660	0	0	0	0	0	-53,783	-21,177
TOTAL	17,604,085	17,454,779	19,172,969	20,757,417	21,394,046	23,739,011	24,799,459	26,123,827	24,708,518	25,901,976	25,142,013	27,807,889	#####

**CUADRO No. 37 MONTO DE LA COMPRA DE ENERGIA EN EL MERCADO OCASIONAL DE ELEKTRA
EN BALBOAS**

EMPRESA	ENE	FEB	MAR	ABR	MAY	JUN	JUL	AGO	SEP	OCT	NOV	DIC	TOTAL
EDEMET	0		-28		-330				-3,189		-1,562	-117	-5,225
EDECHI		747	43		-11	1	75	0	-78	13	-84	-9	697
FORTUNA	1,735,112	1,002,085	1,023,083	957,346	1,048,925	408,984	465,189	210,678	249,909	204,675	299,945	547,248	8,153,179
AES	1,420,143	944,446	684,739	719,176	524,843	328,326	598,235	296,740	303,923	412,752	328,113	667,321	7,228,758
BLM	328,051	402,030	470,770	409,878	1,365,069	913,964	243,962	936,449	580,627	578,995	629,648	438,478	7,297,922
PANAM	373,691	214,520	209,032	189,467	279,118	104,988	140,851	67,645	43,724	72,345	92,114	90,875	1,878,368
PEDREGAL	316,976	188,584	158,919	155,286	232,861	118,103	83,763	89,761	81,364	76,601	70,710	30,831	1,603,760
COPESA	38,241	67,316	-54,666	115,013	113,016	89,997	10,199	0	0	0	0	0	379,115
EGESA	16,146	2,803	2,904	344	30,341	407	20,598	1,329	29,098	42,633	100,609	41,974	289,185
ACP	956,389	524,527	505,204	410,432	578,913	257,677	339,382	204,066	153,140	195,481	335,092	102,428	4,562,729
HIDRO PMA	23,450	13,170	10,644	6,635	19,073	16,009	17,025	85,916	14,524	11,830	23,806	48,008	290,088
HID CANDELA	4,538	748	1,989	885	575	2,305	2,038	1,318	666	953	2,049	2,397	20,461
ISTMUS	93,966	41,038	39,304	33,285	94,211	56,350	50,844	39,519	30,991	37,968	65,593	120,394	703,463
ESEPSA	86,414	45,649	53,050	66,849	127,950	65,428	67,152	50,507	34,484	37,460	-46		634,896
MELO	180	-5	0	0	500	1,073	767	940	196	1,038	1,408	1,581	7,676
IDB	109,950	66,480	190,450	194,201	260,447	127,555	85,830	49,310	31,445	28,951	22,313	30,761	1,197,693
TERCARIBE	11,566	882	3,980	379	632	808	786	974	4,328	7,568	30,284	16,777	78,964
GENA	0	0	0	0	0	776	16,775	15,731	28,610	43,962	17,425	71,235	194,514
FRANCOLI	0	0	0	0	0	0	0	0	0	0	0	12	12
CALDERA	0	0	0	0	0	0	0	0	0	0	0	4,122	4,122
AJUSTES DTE	0	0	0	0	0	0	-314,078	-199,662	0	0	0	0	-513,740
ETESA (OMCA)	0	0	0	0	0	0	0	0	0	0	0	0	0
TOTAL	5,514,814	3,515,020	3,299,418	3,259,176	4,676,131	2,492,752	1,829,391	1,851,218	1,583,761	1,753,224	2,017,416	2,214,316	34,006,637

CUADRO No. 38 ENERGÍA COMPRADA EN CONTRATOS POR EDECHI
GWh AÑO 2009

EMPRESA	ENE	FEB	MAR	ABR	MAY	JUN	JUL	AGO	SEP	OCT	NOV	DIC	TOTAL
PTP-Isla Colón N° 001-00 (1)	1.14	0.99	1.09	1.18	1.18	1.20	1.23	1.26	1.28	1.24	1.18	1.24	14.22
PTP-Ch Grande N° 001-99	0.33	0.29	0.35	0.38	0.42	0.42	0.42	0.42	0.42	0.42	0.39	0.41	4.66
Arkopal No.10-05	0.13	0.06	0.11	0.08	0.08	0.14	0.13	0.15	0.12	0.13	0.14	0.15	1.42
AES No.13-05 (16, 17, 29)	7.32	6.42	7.96	7.66	7.61	7.35	7.52	7.53	7.53	8.14	6.48	7.43	88.96
Fortuna No. 15-05	6.87	6.02	7.46	7.19	7.14	6.89	7.05	7.06	7.06	7.63	6.07	6.97	83.40
Francolí No. 18-06	15.35	14.01	16.11	16.08	16.40	20.28	0.00	0.00	0.37	0.40	0.32	0.37	99.69
Fortuna No. 15-05	1.49	2.14	3.56	2.35	2.16	2.64	21.13	20.87	20.68	21.19	18.98	21.47	138.67
ACP No. 12-08 (Energía)	0.00	0.00	0.00	0.00	0.00	0.00	5.23	1.88	2.71	4.96	3.46	3.94	22.18
ACP No 15-08 (Energía)	0.00	0.00	0.00	0.00	0.00	0.00	0.00	0.04	0.00	0.00	0.00	0.00	0.04
ACP No. 35-09 Motores	0.00	0.00	0.00	0.00	0.00	0.00	0.00	0.00	0.00	0.00	0.00	0.17	0.17
ACP No. 35-09 Vapores	0.00	0.00	0.00	0.00	0.00	0.00	0.00	0.00	0.00	0.00	0.00	0.02	0.02
PEDREGAL No. 34-09	0.00	0.00	0.00	0.00	0.00	0.00	0.00	0.00	0.00	0.00	0.00	0.06	0.06
EGESA TG1 No 56-09	0.00	0.00	0.00	0.00	0.00	0.00	0.00	0.00	0.00	0.00	0.00	0.04	0.04
PAN AM No. 46-09	0.00	0.00	0.00	0.00	0.00	0.00	0.00	0.00	0.00	0.00	0.00	0.01	0.01
EGE BLM No. 37-09 BLM 2	0.00	0.00	0.00	0.00	0.00	0.00	0.00	0.00	0.00	0.00	0.00	0.04	0.04
EGE BLM No. 37-09 BLM 3	0.00	0.00	0.00	0.00	0.00	0.00	0.00	0.00	0.00	0.00	0.00	0.02	0.02
TOTAL	32.62	29.93	36.65	34.93	34.99	38.93	42.71	39.19	40.18	44.12	37.02	42.34	453.61

CUADRO No. 39 ENERGÍA COMPRADA EN EL OCASIONAL POR EDECHI
GWh AÑO 2009

EMPRESA	ENE	FEB	MAR	ABR	MAY	JUN	JUL	AGO	SEP	OCT	NOV	DIC	TOTAL
ESEPSA	0.16	0.08	0.13	0.21	0.25	0.09	0.01	0.16	0.09	0.07	0.00	0.00	1.25
ELEKTRA NORESTE, S.A.	0.00	0.00	0.00	0.00	0.00	0.00	0.00	0.00	0.00	0.00	0.00	0.00	0.00
EDECHI, S.A.	0.00	0.00	0.00	0.00	0.00	0.00	0.00	0.00	0.00	0.00	0.00	0.00	0.00
FORTUNA, S.A.	3.27	0.00	2.96	2.83	1.93	0.37	0.09	0.43	0.44	0.12	0.02	0.04	12.49
AES PANAMA, S.A.	1.76	1.46	1.21	1.42	0.64	0.31	0.09	0.44	0.31	0.29	0.02	0.03	7.98
BLM	0.44	0.55	1.00	0.93	2.45	1.17	0.02	1.46	1.18	0.87	0.07	0.05	10.19
PAN-AM	0.65	0.40	0.58	0.59	0.58	0.14	0.02	0.11	0.11	0.14	0.01	0.01	3.34
PEDREGAL POWER Co.	0.61	0.40	0.47	0.50	0.50	0.18	0.01	0.27	0.21	0.16	0.01	0.00	3.33
COPESA	0.00	0.03	0.01	0.16	0.13	0.14	0.00	0.00	0.00	0.00	0.00	0.00	0.47
EGESA	0.00	0.00	0.00	0.00	0.01	0.00	0.00	0.00	0.01	0.01	0.01	0.00	0.04
ACP	1.64	1.11	1.39	1.29	1.14	0.39	0.05	0.63	0.38	0.33	0.05	0.01	8.40
HIDRO PANAMA	0.04	0.03	0.03	0.02	0.04	0.02	0.00	0.16	0.03	0.02	0.00	0.01	0.40
HIDRO CANDELA	0.01	0.00	0.01	0.00	0.00	0.00	0.00	0.00	0.00	0.00	0.00	0.00	0.03
Isthmus Hydro Power Corp.	0.17	0.09	0.10	0.09	0.18	0.08	0.01	0.11	0.09	0.08	0.01	0.01	1.03
CANOPO	0.00	0.00	0.00	0.00	0.00	0.00	0.00	0.00	0.00	0.00	0.00	0.00	0.01
IDB	0.19	0.10	0.54	0.61	0.54	0.18	0.01	0.11	0.06	0.06	0.00	0.00	2.40
Térmica del Caribe, S.A.	0.02	0.00	0.00	0.00	0.00	0.00	0.00	0.00	0.03	0.01	0.00	0.00	0.06
Generadora del Atlántico	0.00	0.00	0.00	0.00	0.00	0.00	0.00	0.00	0.02	0.02	0.00	0.01	0.05
ETESA	0.08	0.00	0.00	0.00	0.00	0.01	0.00	0.01	0.00	0.00	0.00	0.00	0.10
TOTAL	9.02	4.27	8.44	8.65	8.38	3.08	0.31	3.90	2.94	2.19	0.20	0.18	51.57

CUADRO No. 4o MONTO DE LAS COMPRAS DE ENERGÍA EN CONTRATOS (EN BALBOAS)
EDECHI

EMPRESA	ENE	FEB	MAR	ABR	MAY	JUN	JUL	AGO	SEP	OCT	NOV	DIC	TOTAL
PTP-Isla N° 001-00	181,711	145,349	160,830	182,019	195,027	223,003	217,291	244,737	236,175	247,748	239,792	250,995	2,524,678
PTP-Ch Gde 001-99	49,175	40,099	47,771	55,689	64,804	75,043	69,742	77,257	73,731	81,019	75,374	79,678	789,382
Arkapal No.10-05	4,384	1,930	3,806	2,968	2,820	4,760	4,591	5,204	4,246	4,652	5,036	5,136	49,533
AES No.13-05	249,719	218,996	271,512	261,369	259,595	250,769	256,351	256,635	256,936	277,576	220,839	253,400	3,033,699
Fortuna No. 15-05	322,676	282,977	350,836	337,729	335,438	324,033	331,246	331,612	332,002	358,672	285,358	327,432	3,920,010
Francolí No. 18-06	0	0	0	0	0	0	0	0	16,656	17,994	14,316	16,427	65,394
Fortuna No. 15-05	721,393	658,557	757,263	755,860	770,998	953,253	993,060	980,783	972,185	995,912	892,111	1,008,945	10,460,320
ACP 12-08 (Energía)	117,395	169,989	283,615	192,972	177,203	216,670	429,149	112,764	162,458	297,732	207,450	236,258	2,603,655
ACP 13-08 (Energía)	0	0	0	0	0	0	0	478	0	0	0	0	478
AC 15-08 (Energía)	0	0	0	0	0	0	0	4,547	0	0	0	0	4,547
ACP No. 35-09	0	0	0	0	0	0	0	0	0	0	0	20,895	20,895

ACP No. 35-09	0	0	0	0	0	0	0	0	0	0	0	0	4,336	4,336
PEDREGAL 34-09	0	0	0	0	0	0	0	0	0	0	0	0	12,220	12,220
EGESA TG1 No 56-09	0	0	0	0	0	0	0	0	0	0	0	0	9,279	9,279
TCARIBE No. 50-09	0	0	0	0	0	0	0	0	0	0	0	0	401	401
TCARIBENO. 50-09	0	0	0	0	0	0	0	0	0	0	0	0	128	128
IDB No. 36-09	0	0	0	0	0	0	0	0	0	0	0	0	157	157
PAN AM No. 46-09	0	0	0	0	0	0	0	0	0	0	0	0	1,948	1,948
EGE BLM No. 37-09	0	0	0	0	0	0	0	0	0	0	0	0	11,107	11,107
EGE BLM No. 37-09	0	0	0	0	0	0	0	0	0	0	0	0	5,059	5,059
EGE BLM No. 37-09	0	0	0	0	0	0	0	0	0	0	0	0	113	113
EGE BLM No. 37-09	0	0	0	0	0	0	0	0	0	0	0	0	0	0
ACP No.35-09 T GAS	0	0	0	0	0	0	0	0	0	0	0	0	308	308
GENA No. 40-09	0	0	0	0	0	0	0	0	0	0	0	0	99	99
TOTAL	1,646,454	1,517,896	1,875,634	1,788,606	1,805,885	2,047,532	2,301,430	2,014,018	2,054,389	2,281,306	1,940,277	2,244,321	23,517,747	

CUADRO No. 41 MONTO DE LAS COMPRAS DE ENERGÍA EN EL MERCADO OCASIONAL (EN BALBOAS)

EDECHI

EMPRESA	ENE	FEB	MAR	ABR	MAY	JUN	JUL	AGO	SEP	OCT	NOV	DIC	TOTAL
ESEPSA	18,549	10,456	14,773	24,969	30,634	11,572	1,732	20,872	13,169	13,400	0	0	160,126
ELEKTRA	0	0	0	0	0	0	0	0	0	0	0	0	0
EDECHI, S.A.	0	0	0	0	0	0	0	0	0	0	0	0	0
FORTUNA, S.A.	388,613	248,435	297,801	335,975	238,724	48,621	11,897	56,626	66,929	18,122	3,588	11,463	1,726,794
AES PANAMA	244,306	185,213	141,679	187,453	89,441	40,613	12,773	60,303	50,554	58,736	3,959	8,855	1,083,885
BLM	53,916	59,269	105,301	111,780	297,692	150,901	2,562	194,778	182,149	158,925	14,742	14,803	1,346,819
PAN-AM	79,700	47,445	61,161	65,268	66,697	17,969	1,964	14,838	16,314	21,999	2,346	2,960	398,662
PEDREGAL POWER Co.	72,107	44,229	47,153	57,478	58,332	22,696	1,584	34,999	32,130	26,126	2,171	1,087	400,091
COPESA	185	6,264	1,489	23,449	20,881	18,497	149	0	0	0	0	0	70,914
EGESA	0	31	0	0	2,818	54	22	56	2,327	3,360	2,113	1,135	11,915
ACP	204,428	130,999	145,612	152,207	140,036	51,106	6,837	83,519	58,151	56,864	9,864	2,517	1,042,139
HIDRO PANAMA	5,256	3,358	3,054	2,383	4,551	2,877	379	20,800	3,982	3,511	769	1,735	52,656
HIDRO CANDELA	1,006	281	595	328	136	412	44	502	274	258	61	85	3,981
ISTMUS	20,650	10,202	10,548	10,933	21,716	10,678	1,095	14,970	13,149	13,442	2,125	4,260	133,768
CANOPO	16	1	0	0	119	204	19	407	89	371	48	56	1,330
IDB	21,485	11,557	53,991	68,005	61,794	22,573	1,278	14,412	8,239	9,222	423	784	273,764
TERCARIBE	2,031	81	181	27	41	8	2	0	3,953	2,177	808	564	9,873
GENA	0	0	0	0	0	163	0	53	3,009	4,318	200	2,007	9,750
ETESA	8,913	321	0	6	57	698	106	641	202	338	160	0	11,443
Caldera	0	0	0	0	0	0	0	0	0	0	0	156	156
TOTAL	1,121,163	758,143	883,340	1,040,263	1,033,670	399,640	42,442	517,776	454,618	391,168	43,379	52,466	6,738,068